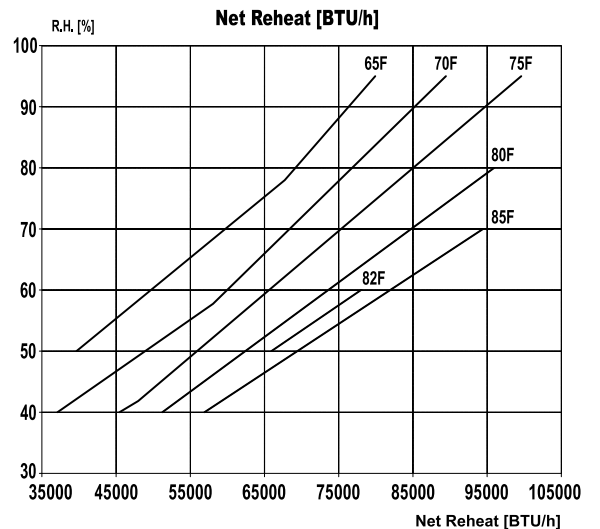
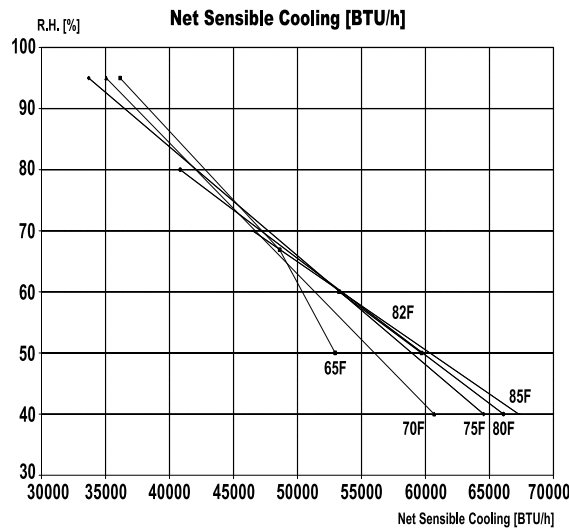
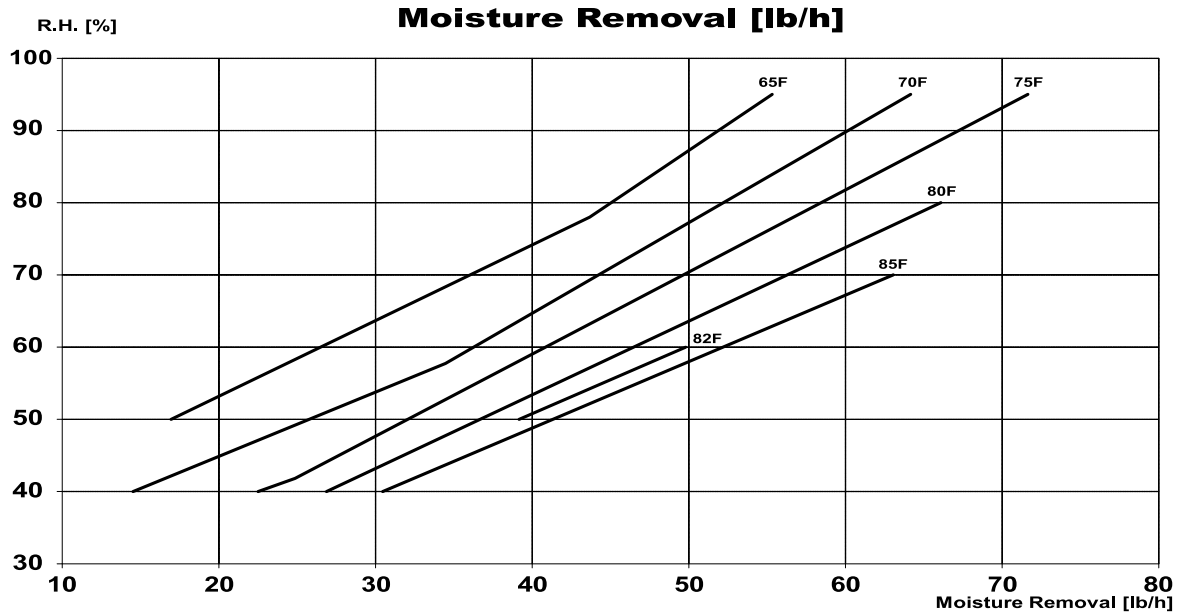


**DCA 4100Y AIR COOLED - NON WATER HEATING DEHUMIDIFIER**

**DCA 4100YWH WATER HEATING ASSIST DEHUMIDIFIER**

**PERFORMANCE**



Performance	82DB / 50% R.H.	82DB / 60% R.H.	Notes
Moisture Removal, LB/HR	39.2	49.8	1
Net Sensible Cooling, MBH	59.7	53.3	2
Net Reheat, MBH	65.9	78.0	3
Water Heating, MBH (Water Heating Models Only)	126.9	131.8	4

- Notes:
1. Reheat mode assuming 1050 BTU/lb
  2. Cooling mode with remote condenser at 95F.
  3. Defined as sum of latent and compressor input. Use dehumidifier for supplemental heat only.
  4. Assuming 85F entering water temperature.
  5. For conditions and data not shown contact the factory

CAUTIONS: The reheat capacity rating includes latent recovery and heat of compression. It is recommended that dehumidifier be used for supplemental heat only. The cooling capacity is based on an ambient temperature of 95°F. As outside conditions vary, so will the performance of the dehumidifier. Ratings are subject to change without notice.

**DCA 4100Y AIR COOLED - NON WATER HEATING DEHUMIDIFIER**  
**DCA 4100YWH WATER HEATING ASSIST**

**DESIGN SPECIFICATIONS**

<b>Electrical</b>	<b>208/230V</b>	<b>460V</b>	<b>575V</b>
Phase/Hz	3/60	3/60	3/60
Compressor B.T.U.	107,500	107,500	107,500
Compressor RLA	28.5	13.5	10.7
Compressor LRA	255	123	93.7
Blower Motor HP	2	2	2
Blower Motor FLA	6.6	2.9	2.3
Unit FLA	36.8	17.2	13.7
Maximum Fuse Size	60	30	25
Minimum Circuit Ampacity	43.9	20.6	16.4
Operating KW	9.83	9.59	9.58

CFM.....	4100
External Static Pressure.....	0.50" H <sub>2</sub> O
Refrigerant.....	R-454B (Factory Charged 65 lbs.)
Compressor Type.....	Scroll
Filter (Quantity: 4).....	20"x25"x1" Fiberglass
Drain Connection.....	1" Bar Drain
DCA 4100Y Weight.....	1260 lbs.
DCA 4100YWH Weight.....	1500 lbs.
Liquid Inlet [inches O.D.] (up to 50') <sup>1</sup> .....	0.625
Hot Gas Outlet [inches O.D.] (up to 50') <sup>1</sup> .....	1.125
Water Inlet [inches O.D.].....	1.375
Water Outlet [inches O.D.] .....	1.375
Water Flow G.P.M. <sup>2</sup> .....	17.0
Pressure Drop (Ft. WC) <sup>2</sup> .....	4.6

<sup>1</sup> Over 50ft contact factory

<sup>2</sup> Water Flow data based on 60% RH + Return Air 82°F and Pool Water at 85°F

**STANDARD FEATURES**

- Listed To UL 60335-2-40
- 3 Year Part Warranty
- Single Refrigeration Circuit
- Single Scroll Compressor
- Powder Coated, Galvannealed Steel Cabinet
- Low Ambient Head Pressure Control
- Remote Condenser Ready
- Rifle Tube Refrigeration Coils
- TEFC Blower Motor
- Stainless Steel Condensate Drain Pan
- Standard Microprocessor Control System
- Motorized Evaporator Bypass Damper
- ElectroFin Coated Coils

**OPTIONAL FEATURES**

- Right Side Component Service Access
- Top or Bottom Discharge (Not Field Convertible)
- Extended Surface Filters 2" & 4"
- Outdoor Installation Package
- Outdoor Make Up Air Assembly with Damper & Filter
- External Static Upgrade
- Water Cooled Condenser For Water Heating Or A/C Available
- Remote Ready Delete
- Defrost Timer Package
- Control Options
- Space Heating Options Available
- Other Options Available